

S

Be a meteorologist for the day. Take a look at the clouds and thermometer, maybe make your own barometer to find the air pressure. Have a family member video you as you predict the weather. Take a look at the news to see if it matches with what they predict.

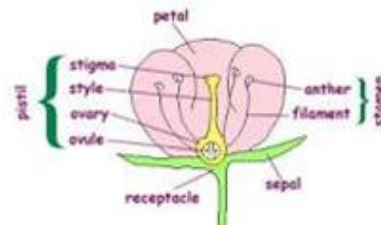
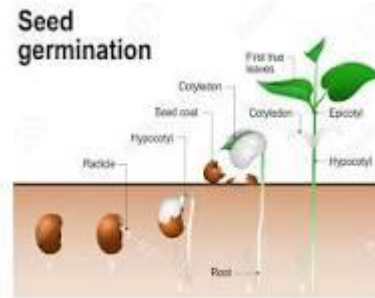


Can't get out of the house? Take a virtual trip to Mars, yes, Mars! Mom never said you couldn't leave the planet. :-)

[Mars Virtual Trip](#)



Take a look at all of the spring flowers. See if you can identify the parts of a flower and the germination process.



Create your own musical instruments and think about the fact that sound travels in vibrations. How's the pitch? Where is the sound on the decibel scale?

<p><b>Pitch</b></p>	<p>How high or low a sound is.</p>
<p><b>Decibel scale</b></p>	<p>How Scientists measure how loud sound is.</p>
<p><b>Vibration</b></p>	<p>A quick back-and-forth movement.</p>
<p><b>Intensity</b></p>	<p>Produces high-energy sound waves.</p>

T

Create a pic collage. Add images like:

- Selfie with you and your pet
- A book you have been reading
- ART you have been creating
- An outdoor activity you have been doing

Send your teacher a digital message or card. You could email them or just send it via Google Drive.

Create a Piktochart using a non fiction theme. Add text and images to create your own digital poster. Use the screencast Mrs. Dookhith made to help answer any questions you may have.



Use Create a Graph to sort and graph some materials you may have at home. Check out Mrs. Dookhith's screencast on Create a Graph and watch how she used Lucky Charms cereal to sort and graph her set.



Engineer your own barometer to help be a meteorologist. All you need is a jar, balloon, and straw.



Create a secret code to share with your family. Remember to include the cypher so they can crack your message.

Number Substitution Cypher

A	B	C	D	E	F	G	H	I	J
1	2	3	4	5	6	7	8	9	10

K	L	M	N	O	P	Q	R	S	T
11	12	13	14	15	16	17	18	19	20

U	V	W	X	Y	Z
21	22	23	24	25	26

Make a walking rainbow with food coloring, water, and a paper towel.



Use Legos to create something of your choice.


5

A

Make a rain picture!  
Draw a picture with water soluble markers and place it outside in the rain.  
You'll be amazed at how it turns out!



Make a tessellation picture. Cut out a shape of any kind and trace it over and over again on another sheet of paper. Outline it in a dark color and then color each shape in other colors.



Use some recycled egg shells to make these super cute planters. Decorate your eggs with sharpies and googly eyes. Place potting soil and grow some small plants or herbs.




Create a plant picture using construction paper, markers, etc. Make sure to include the different parts of a plant like the flower, stem, leaves, roots, etc.



3

Practice math with a cootie catcher. Print these or make your own.

[Cootie Catcher Math](#)



Gather up some coins from your piggy bank or draw your own on paper. Pretend like you're going on a shopping spree and add up your purchases. Do you have enough money to pay for it? If not, how much more do you need? Go a step further and use decimals and whole numbers.



Play dominoes with a family member in your house.



Play More or Less with a family member in your house. Deal a deck of cards between all the players playing in the game. Each player will turn over a card in their stack and see who has more or less.